

Unterrichtsmaterialien für Englisch nach dem Lehrplan für die Sekundarstufe I

ESNE – English in Special Needs Education

Bleepy's Day at School





BLEEPY'S DAY AT SCHOOL


by Maria Felberbauer
illustrated by Otto Handl
layout by Julia Schmidleitner




Hi, I am Bleepy.
I come from Mars.



It's the first day of school after the holidays.
Kate, Norman, Lise and Ron meet on their way to school.
All of a sudden they see a funny looking figure.
His name is Bleepy and he comes from Mars.
He is blue, has no hair and wears a funny little hat with antennas on top.
His eyes are not blue or brown or green or grey. They are red.



He does not walk or run or skip or jump. He flies.
He does not giggle or laugh or shout. He bleeps.
When the school bell rings he does not go in through the door.
He goes through the wall.
The children laugh at him.
In class he knows all the answers.
He can do Take-Aways and Sums.
He can spell all words correctly.
He helps the children with their exercises.



They like him and forget about his funny looks.
At the end of the school day he does not go away by car or take the
bus or ride his bike or walk.
He flies back to Mars in his saucer.
The children are very sad when he leaves.

Bleepy goes to School

Cast:

2 SchülerInnen und 2 Schüler mit möglichst unterschiedlichem Aussehen bzgl. Haarfarbe, Frisur, ev. Hautfarbe. Sollte man dies in einer Schulklasse nicht vorfinden, so kann man eventuell mit Perücken (Faschingsfest – Pumuckl Perücke etc.) nachhelfen.

Die vier Kinder sollten sich in Haar- und Augenfarbe unterscheiden. Es sollte nach Möglichkeit eine multikulturelle Gruppe sein.

Bleepy ist violett gekleidet und trägt eine Mütze mit zwei Antennen. Diese sind mit etwas Draht leicht herzustellen.

Die Redeeinhalte sind flexibel an das Können der Schüler und Schülerinnen anzupassen.

Die vier SchülerInnen sind auf dem Schulweg am ersten Tag nach den Ferien. Plötzlich taucht eine seltsam aussehende Figur auf.

Scene 1:

Die SchülerInnen begrüßen einander möglichst lebhaft mit Worten wie: Hello, Hi, Good morning, Glad to see you, How are you? Looking forward to the new class? Where did you go for the holidays? Back from Italy? When did you come back?

Bleepy erscheint:

S1,S2,S3,S4: Wow, who is that? He looks funny.

Bleepy : Hi, I am Bleepy, I come from Mars.

S1: What's that on your head? Is it hair? Look at me, I have (e.g.) dark long hair.

S2: And look at my hair. It is blond and

S3: And my hair is red and

S4: My hair is

Bleepy : I have no hair, but I have two antennas on my head. They are very useful. They help me talk to my family on Mars.

S1: Look at Bleepy, his face is blue and his eyes are red.

S2. That's right. My face is and my eyes are

S3: And my face is And I have eyes.

S4: Yes, and I have

Die Kinder beginnen zu kichern und zu lachen.

S1,S2,S3,S4: Bleepy looks so funny.

Scene 2:

Schulklasse, Türe steht offen, neben der Tür ist ein undurchsichtiger Vorhang bestehend aus zwei Teilen. Bleepy versteckt sich hinter dem Vorhang. Die vier Kinder betreten die Klasse.

S1,S2,S3,S4: Where's Bleepy?

Bleepy kommt durch den Vorhang: Here I am. Is this your classroom?

S1,S2,S3,S4: Wow, Bleepy can go through the wall.

Lehrerin betritt den Raum.

S1,S2,S3,S4: Good morning, teacher.

T: Good morning, children. Happy to see you back from the holidays. Who is that?

S1,S2,S3,S4: Bleepy . He comes from Mars. He is different. Look, he is all blue and he has no hair on his head, but two antennas and his eyes are red.

T: Well, Bleepy , welcome in my class. Please find a seat.

Scene 3

In class. Hier kann das Kind, das die Lehrerin spielt einige Fragen stellen und z.B. einige mündliche Rechenaufgaben aufgeben. Bleepy weiß immer schnell die richtigen Antworten, während die anderen Kinder zögern oder unrichtig antworten. Auch einige Beispiele zum Buchstabieren können ausgewählt werden. Die Szene wird an bereits bekannte Lerninhalte beliebig angepasst.

Am Ende sagen die Lehrerin und die Kinder gemeinsam:

L,S1,S2,S3,S4: Bleepy, you are the best. You know all the answers. You are the greatest. We like you. Please stay here and help us in school.

S1: You can come with me. My mom picks me up in her car. You can sleep in my room.

S2: No, come with me. We will ride the bus.

S3: I go home by bike. You can sit behind me on my saddle.

S4: No, Bleepy come with me. We will walk home.

Bleepy: Sorry, but I must fly back to Mars on my saucer. Bye-bye and I will never forget you and my day at your school.

S1,S2,S3,S4: Goodbye, Bleepy. We all like you very much. Please, come again and visit us.

Lise's cap is but Bleepy' cap is



Linda's cap is, but Bleepy's cap is

Linda's hair is, but Bleepy's hair is

Linda's skirt is, but Bleepy has no skirt.

Linda's jacket is,

Linda's blouse is,

Linda's gloves are,

Linda's boots are,

Ron's cap is but Bleepy' cap is



Ron's cap is, but Bleepy's cap is

Ron's hair is, but Bleepy's hair is

Ron's eyes are,

Ron's jacket is,

Ron's jeans are,

Ron's gloves are,

Ron's shoes are,

We look different

Describe yourself and compare yourself with Bleepy. The words in the box will help you.

I am

My name is

My hair is

My eyes are

I am wearing

.....

I can

.....

This is

His name is

He has no

His eyes are

He is wearing

.....

He can

a boy, a girl, a boy from Mars

brown, green, blue, grey, red, a T-shirt, jeans, shoes, socks, a dress, a skirt,

Swim, dance, skip, ski, ride a bike, run, jump, bleep, fly.....

Vocabulary training 1 - verbs

	A	B	C	D	E	F	G	H	I	J
1	c	i	m	r	l	a	u	g	h	y
2	c	s	s	k	i	p	o	k	t	v
3	j	j	z	z	s	o	e	h	w	o
4	j	r	d	o	s	h	o	u	t	v
5	b	s	d	d	y	k	c	f	l	y
6	k	b	l	e	e	p	m	k	i	o
7	n	j	g	g	v	n	n	w	l	t
8	h	g	g	i	g	l	e	x	d	
9	p	e	j	y	j	u	m	p	m	k
10	e	t	t	n	d	w	a	l	k	y

Find out what the children and Bleepy can do and fill in the list

l.....

f.....

sk

g.....

sh.....

j.....

b.....

w.....

In the story you can read what Kate, Norman, Lise and Ron can do:

They can and and

.....andand

.....and

Bleepy can and

Interview your friends and report

Can you?

Name	run	ride a bike	skip	jump	fly

Yes, I can.


No, I can't.

My friend can

My friend can

A visitor from Mars

Draw a phantasy figure and describe it in English. The words in the box will help you. You can draw a boy or a girl from Mars.



head, body, arms, legs, fingers, toes, eyes, ears, nose, mouth,

round, long, short, thin, thick,

red, green, blue, yellow, black, white,

Be careful

For a **boy** you must use **he** and **his**.

For a **girl** you must use **she** and **her**.

Examples

Boy: His head is On his head he has His arms are

Girl: Her head is, On her head she has Her arms are

